








The most important information at a glance






- UDS push-button with backlight
- Event LED (☀ flashes, ● steady glow)
- Acoustic signal (🔊 beep)

Backlight	Meaning / what to do
	Off / Power saving mode
	Active
	Notice! ➤ Please note any messages.
	Malfunction! ➤ Please note any messages.
	Special mode of operation








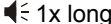
Messages after ignition is switched ON

After the ignition is switched on, the UDS-ATPRO performs a self-test and indicates its operational status.





Backlight	Event LED	Beep	Meaning / what to do
		🔊 2x	The UDS-ATPRO is ready for operation.
	☀ 2x		Latest standstill event – can be upgraded by pressing a button.
	☀	🔊 1x	Latest event – can be upgraded by pressing a button.
	●	🔊 2x	The UDS-ATPRO has registered a serious event. ➤ A data readout is advised.
		🔊 5x long	The voltage of the internal buffer battery is too low. ➤ Please consult a specialist garage.
		🔊 10x	The UDS-ATPRO has registered too many serious events. ➤ Please have data read out and deleted.
		S O S ..._..._...	Malfunction! ➤ Please consult a specialist garage if this recurs.





Messages during operation

Backlight	Event LED	Beep	Meaning / what to do
	 2x		The UDS-AT _{PRO} has registered a standstill event – can be upgraded by pressing a button.
or 		 1x	The UDS-AT _{PRO} has registered an event – can be upgraded by pressing a button.
			No valid GNNS signal.
		 1x long	Malfunction! ➤ Please consult a specialist garage if this recurs.

Upgrading events



Backlight	Event LED	Beep	Meaning / what to do
	 2x 	 2x	➤ Press the UDS push-button once when the power is switched on. The UDS-AT _{PRO} has upgraded an event.

Registering events manually

Backlight	Event LED	Beep	Meaning / what to do
		 5x	➤ Press the UDS push-button once when the ignition is switched on. The UDS-AT _{PRO} has registered a manual event.

Ignition OFF

After the ignition is switched off there is a follow-up time before the UDS-AT_{PRO} changes to power saving mode.

Backlight	Event LED	Beep	Meaning / what to do
		 1x	The UDS-AT _{PRO} is in power saving mode.

Notice

Depending on the connection variant, the behaviour of the UDS-AT_{PRO} may deviate from what is described here.

Service telephone



+49 30 79 49 00 18